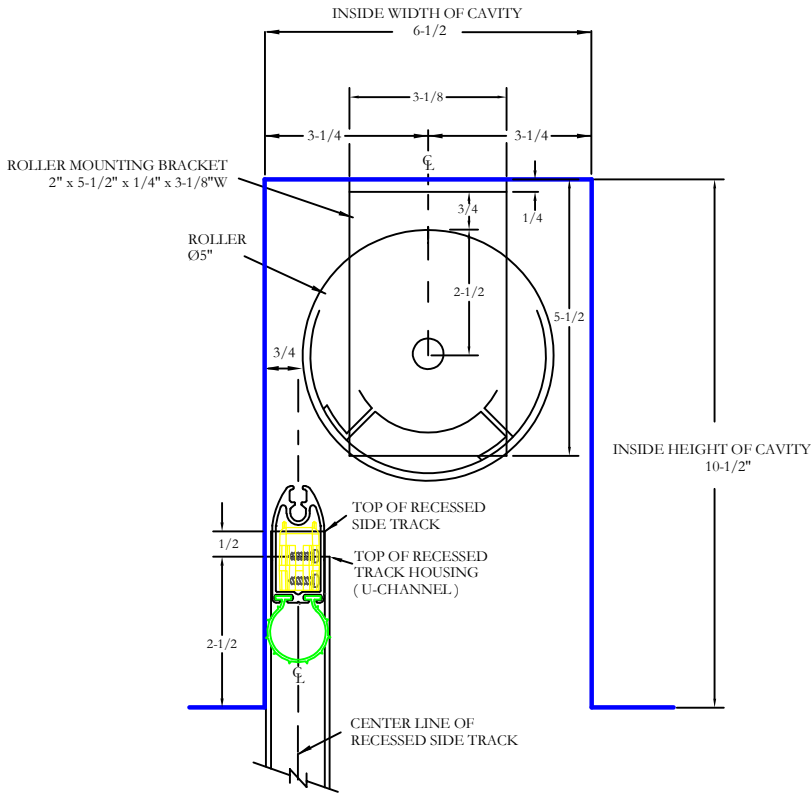


# Recessed Roller Placement Details - Minimum Cavity Size for 5" Roller



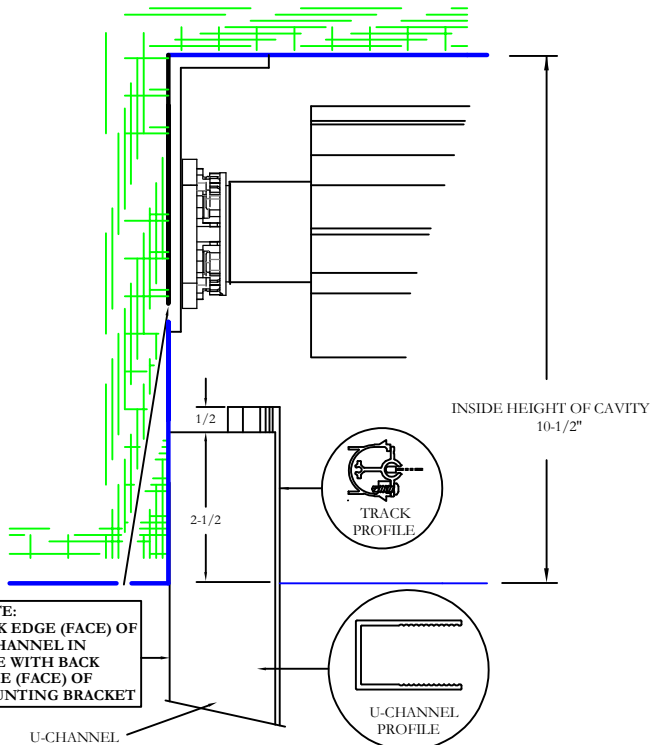
## PRODUCT LIMITATION

**SIZE LIMITATION FOR THE 5 INCH ROLLER IS:  
25 FEET (Wide) x 16 FEET (High/Pull Length)**

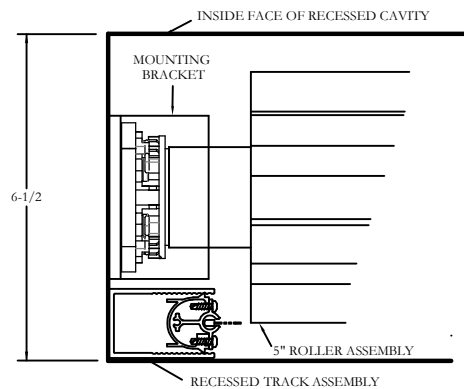
## IMPORTANT NOTE(S):

1. THE DIMENSIONS GIVEN FOR THE CAVITY ARE THE MINIMUM THAT CAN BE ALLOWED.
2. UNDER "NO" CIRCUMSTANCES ARE THE INTERIOR DIMENSIONS OF THE CAVITY TO BE MADE SMALLER.
3. THE CAVITY DIMENSIONS SHOWN ARE FOR USE WITH A 1-3/4" OR A 4" BOTTOM SEAL. IF A 6" BOTTOM SEAL USED OR IF THE ENTRANCE INTO THE CAVITY IS ROUGH INCREASE CAVITY WIDTH BY 1/2".

## PLACEMENT OF 5" ROLLER, 5-1/2" ROLLER MOUNTING BRACKET AND RECESSED SIDE TRACK



## RELATIONSHIP OF THE SIDE TRACK U-CHANNEL TO THE 5-1/2" MOTOR MOUNTING BRACKET



## RELATIONSHIP OF U-CHANNEL TO MOTOR BRACKET IN A MINIMUM RECESSED CAVITY C/W 5" ROLLER

All dimensions are given in inches.

3	Change minimum cavity depth an U-Channel inside cavity length	N.D.R.	02/03/14
2	Change SIMU motor to the SOMFY motor	N.D.R.	12/04/13
1	Change Slide Bar and Probe to Universal Version	N.D.R.	12/04/13

Rev #	Description of Revision	Approved by	Rev Date
NDR	Date: 28/10/2013	Approved by/date:	
Drawing Title: <b>PSEXECINSTALLMINCAVITYSIZE5INCH01</b>			
© 2013 Phantom Mfg. Intl Ltd.			Scale: 1:1