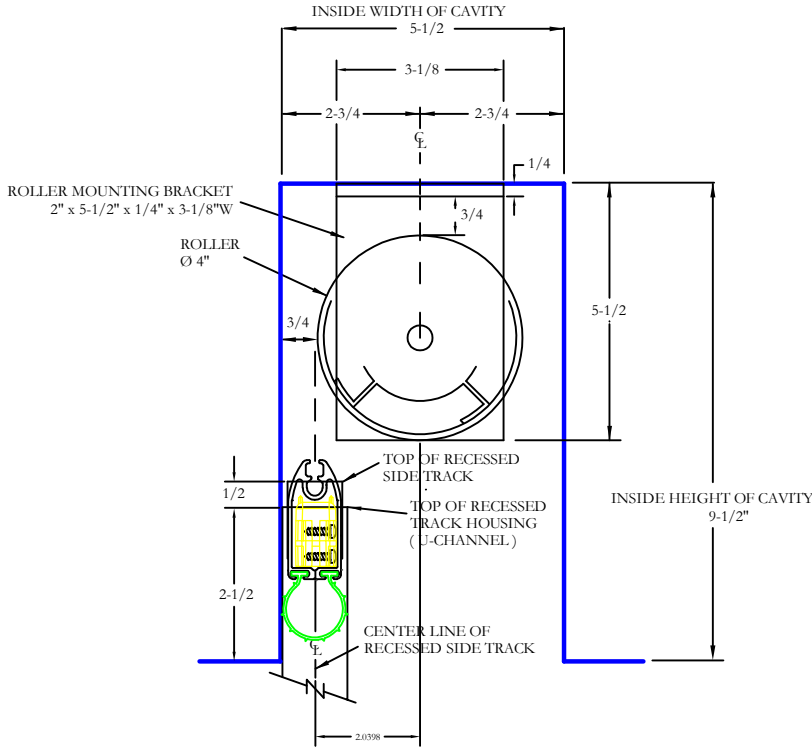


Recessed Roller Placement Details - Minimum Cavity Size for 4" Roller



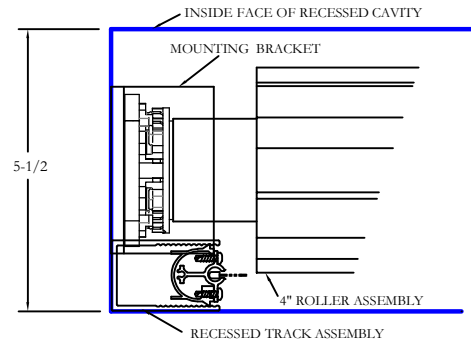
**PLACEMENT OF 4" ROLLER,
5" ROLLER MOUNTING BRACKET
AND RECESSED SIDE TRACK**

PRODUCT LIMITATION

**SIZE LIMITATION FOR THE 4 INCH ROLLER IS:
20 FEET (Wide) x 11 FEET (High/Pull Length)**

IMPORTANT NOTE(S):

1. THE DIMENSIONS GIVEN FOR THE CAVITY ARE THE MINIMUM THAT CAN BE ALLOWED.
2. UNDER "NO" CIRCUMSTANCES ARE THE INTERIOR DIMENSIONS OF THE CAVITY TO BE MADE SMALLER.
3. THE CAVITY DIMENSIONS SHOWN ARE FOR USE WITH A 3/4" BRUSH PILE OR A 4" BOTTOM SEAL. IF A LARGER BOTTOM SEAL USED OR IF THE ENTRANCE INTO THE CAVITY IS ROUGH INCREASE CAVITY WIDTH BY 1/2".

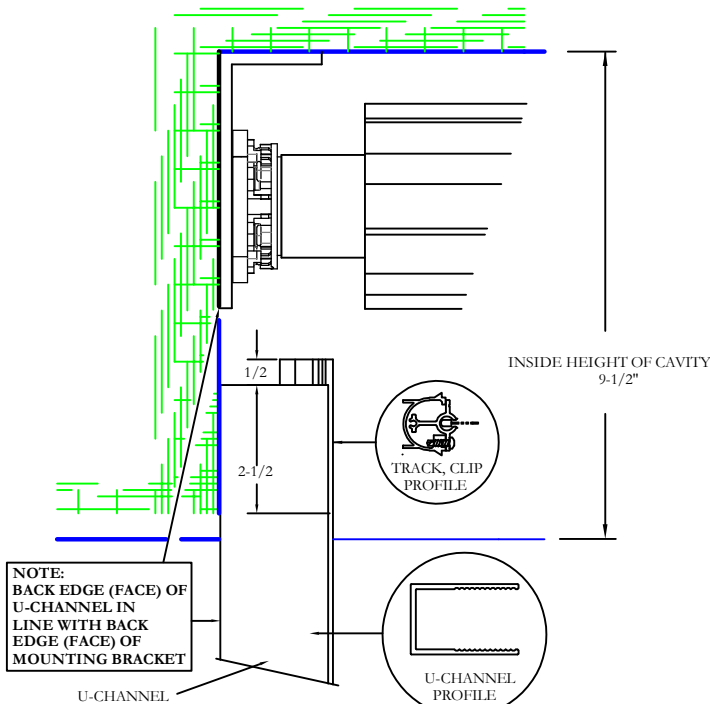


**RELATIONSHIP OF U-CHANNEL
TO MOTOR BRACKET IN A MINIMUM
RECESSED CAVITY C/W 4" ROLLER**

All dimensions are given in inches.

Rev #	Description of Revision	Approved by	Rev Date
3	Change minimum cavity depth and U-Channel inside cavity length	N.D.R.	01/31/14
2	Change SIMU motor to SOMFY motor	N.D.R.	12/04/12
1	Change Slide Bar and Probe to Universal Version	N.D.R.	12/04/12

Creator:	Date:	Approved by/date:
NDR	28/10/2013	
Drawing Title: PSEXECINSTALLMINCAVITYSIZE4INCH01		
© 2013 Phantom Mfg. Intl Ltd.		Scale: 1:1



**RELATIONSHIP OF THE
SIDE TRACK U-CHANNEL
TO THE 5-1/2" MOTOR MOUNTING BRACKET**

NOTE:
BACK EDGE (FACE) OF
U-CHANNEL IN
LINE WITH BACK
EDGE (FACE) OF
MOUNTING BRACKET